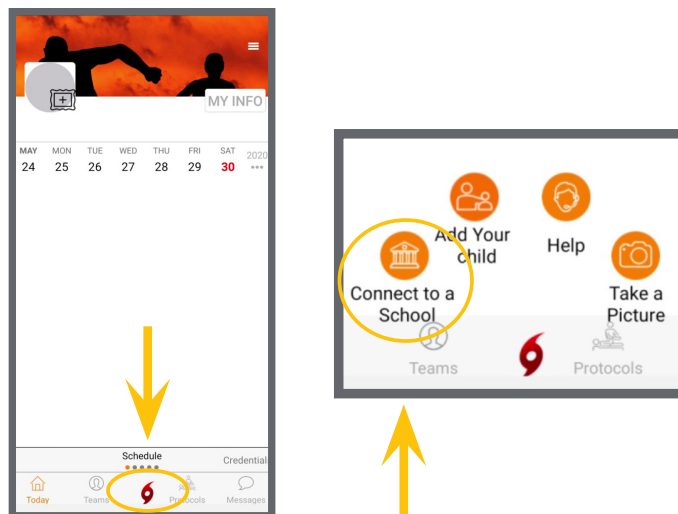


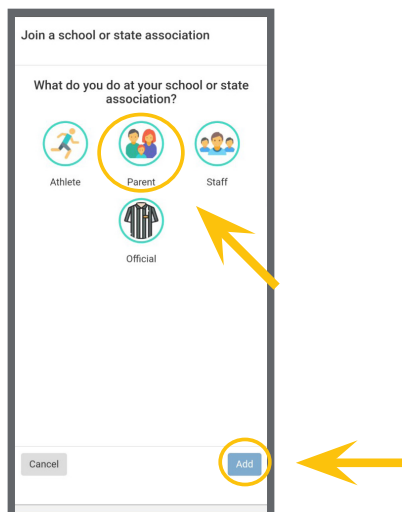


CONNECT TO YOUR SCHOOL ON MOBILE

Step 1: Tap the hurricane icon on the Today page and then select the icon that says 'Connect to your school!'

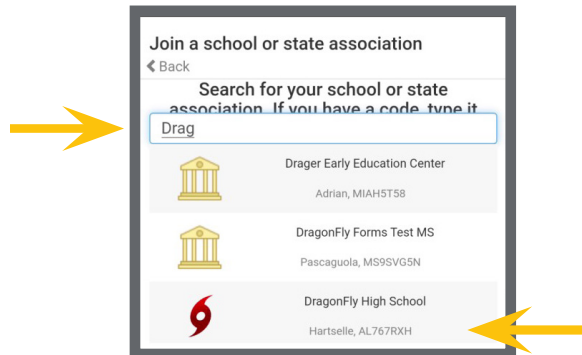


Step 2: Choose 'Parent' as your role, and then tap 'Add.'





Step 3: Type the name of your school in the search bar and select the correct school from the list that will appear. Be sure to check the city and state so that you're selecting the correct school.



Step 4: Then, select the school name and tap the 'Join' button at the bottom of the screen. Review your information, and if everything is correct, hit the 'Save' button.

